

küschall®
designed for life



PRODUCT CATALOG

KÜSCHALL K-SERIES *attract*
KÜSCHALL K-SERIES KÜSCHALL ADVANCE
KÜSCHALL CHAMPION



Colección **COLLECTIE**
COLLECTION 2017 Kollektion
Collezione Samling

USA: Invacare Corporation | One Invacare Way | Elyria, Ohio
(844) 695-8724 (844-MYKUSCH) | Invacare Customer Service (800) 333-6900 | www.kuschallUSA.com | kuschallOrders@invacare.com

Küschall AG | Benkenstrasse 260 | CH-4108 Witterswil | Switzerland
Phone +41 (0) 61 487 70 70 | Fax +41 (0) 61 487 70 79 | www.kuschall.com

Küschall is a registered trademark. Every effort has been made to ensure that the contents of this publication are fully up-to-date at the time of going to print. As part of its ongoing improvement of products, Küschall AG reserves the right to modify existing models at any time. Any use of this publication or of parts thereof as well as any reproduction of images must have the written consent of Küschall AG. Experienced user shown. Individual user skills may vary. Seek proper training before operating wheelchair and refer to Owner's Manual for safety information.

2017 Copyright © 01/2017, Invacare Corporation – All rights reserved

CONTENTS

KEY MILESTONES	6
OUR HISTORY & VALUES	7
KÜSCHALL® ADVANCE™	8
KÜSCHALL® K-SERIES™ - <i>Coming Summer 2017</i>	11
KÜSCHALL® K-SERIES™ attract™	12
KÜSCHALL® CHAMPION™	17
COMPARISON TABLE	20
THE COLORS	22
ADDITIONAL INFO	23



performance & INSPIRATION





N

KEY MILESTONES



OUR HISTORY & VALUES

OUR VALUES: STUNNING DESIGN, SWISS PRECISION QUALITY, DRIVING PERFORMANCE & MOBILITY, LIGHTNESS & EASY HANDLING

Küschall is well-known for being at the cutting-edge of manual active wheelchair production, creating design-led models that combine superior driving performance with revolutionary functionality and striking, contemporary aesthetics. Since 1978 and thanks to its founder Rainer Küschall, himself tetraplegic, küschall has developed several new solutions that have improved the quality of life for thousands of people. Being part of the Invacare Corporation since 1995, küschall constantly pays great attention to innovation and design as well as quality and driving performance.

In 2013, we were proud to celebrate our 35 years of existence – 35 years of partnership during which we have strengthened our relationship with you, our clients, whether you are wheelchair users, providers, or therapists. We are glad to work for you and will continue with the same values in the future. With a line-up of active wheelchairs of both rigid and foldable types, we hope you will find the product that meets your needs and expectations. Find more information and the very latest news about küschall and its products on the küschall website: www.kuschall.com

WHAT KÜSCHALL STANDS FOR, OUR VALUES

Stunning design. At küschall, we truly believe what is most important is not the wheelchair itself, but the person! With a sleek and minimal design, küschall wheelchairs aim to enhance your daily life and activities!

Swiss precision quality. All küschall wheelchairs are hand-crafted in Witterswil, Switzerland. Not only do they all have to pass strong quality and field tests when developed, but also each küschall wheelchair is closely examined before leaving the factory. Measurements are checked, and functionality and driving performance tests are performed. There is no compromise: they are all perfect before we ship them to you.

Driving performance & mobility. We aim to develop products which will provide the best possible driving performance and make everyday life easier! Küschall prides itself on its innovation, top quality material, and smart mechanical assembling solutions to achieve impressive frame rigidity and stiffness, but also high adjustability, to offer you both perfect driving performance and the most efficient and ergonomically correct active sitting position.

Lightness & easy handling. Offering you the best is our goal. Particularly versatile and functional, küschall wheelchairs are also lightweight. They are convenient to handle and easy to transport, and thanks to their compact size, they will also fit in even the smallest places.

«I hope that your küschall wheelchair will become a trustful, reliable friend.»

Rainer Küschall, Founder of Küschall AG

KÜSCHALL ADVANCE

DESIGNED FROM A COMPLETELY NEW STARTING POINT AND CONSIDERING THE MOST IMPORTANT NEED FOR THE USERS: THE SEATING.

The küschall Advance is designed to be fine-adjusted to each user's specific needs and even offers the possibility of changing the front frame, thanks to the quick release option. Made from carbon, the rigid seat plate increases the stiffness of the entire wheelchair, and thus helps deliver outstanding driving performance.

Light, configurable, and above all adjustable, the küschall Advance is designed for the user who wants an outstanding active wheelchair that meets everyday mobility and style needs, beautifully.




1.



2.



3.

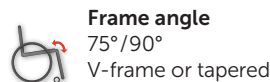


4.

LEGEND

- 1. CONFIGURATION:** This wheelchair has an aluminum standard frame in the color "royal red", a standard aluminum camber bar, carbon mud guards, aluminum foot tube, mini push handles, performance wheel locks, 4" Starec front casters, and high performance rear wheels with Schwalbe® tires and black aluminum handrims.
- 2. CARBON SEAT PLATE:** With a rigid carbon seat plate, the rigidity and driving performance of the küschall Advance is improved while preserving the lightness of the wheelchair. The adjustable small carbon stripes bring a perfect balance of comfort and pressure distribution.
- 3. STEPLESS ADJUSTABILITY:** Adjustable at no fewer than seven points in total, the küschall Advance will adjust to meet each user's specific needs. The special front caster design is steplessly adjustable in height as well as in angle.
- 4. FRAME:** The optional quick release frame offers you the possibility of changing the front frame set according to your wishes! This option is based on an innovative zero play frame-to-seat module connection system, making it possible to easily remove the complete front frame set from the seat module. The küschall Advance transforms into a small and compact unit for transportation and fits into the smallest of car trunks.

TECHNICAL DATA



Frame angle
75°/90°
V-frame or tapered



Seat width
340mm / 13 1/2" –
460mm / 18"
in increments of 3/4"



Seat depth
360mm / 14" –
520mm / 20 1/2"
in increments of 3/4"



Backrest height
270mm / 10 1/2" –
480mm / 19"
in increments of 1/2"



Seat height
front: 450mm / 17 3/4" –
550mm / 21 3/4"
rear: 390mm / 15 1/4" –
490mm / 19 1/4"
stepless adjustable



Knee-to-heel length
220mm / 8 3/4" –
520mm / 20 1/2"
stepless adjustable



Center of gravity
80mm / 3 1/4" / 95mm /
3 3/4" / 110mm / 4 1/4" /
125mm / 5" / 140mm / 5 1/2"
stepless adjustable



Backrest angle
78°/82°/86°/90°/94°



Reversing width
36 1/4" – 48 1/2"



Total width
Seat width + 6 3/4"



Total length
75°: approx. 32" – 38"
90°: approx. 29" – 35"



Total weight unloaded
approx. 19.4 lb



Transport weight w/out rear wheels
approx. 13.7 lb



Max. user weight
276 lb

ressentez la différence
een compleet nieuwe ervaring EXPERIENCE
erlebe den unterschied SOMETHING
en helt ny oplevelse
provare qualcosa di diverso DIFFERENT
experimenta algo diferente





unikke køreegenskaber sans limites
grenzeloos A «NO LIMITS» RANGE
WITH PERSONALITY AT THE HEART
ligereza y rendimiento OF ITS DESIGN
senza confronti in personalita' e design

KÜSCHALL K-SERIES

COMING SUMMER
2017

EXPRESS YOURSELF IN PURE LINES, LIGHTNESS, AND PERFORMANCE.

The küschall K-Series represents a breakthrough in innovative wheelchair design, suitable for active people who demand a product with aesthetic appeal as well as exceptional strength and performance.















Available in a wide range of colors, options, and materials, the küschall K-Series boasts a 'No Limits' approach, offering dynamic frames that can withstand the rigors of everyday use and even some of the more extreme wheelchair users.



LEGEND

- 1. CONFIGURATION:** This wheelchair has an aluminum standard frame in the color 'ivory white', carbon camber bar, carbon mud guards, standard tension adjustable with Velcro® black/grey backrest upholstery, standard aluminum foot tube, active wheel locks, 4" Starec front casters, and high performance rear wheels with Schwalbe Marathon tires and aluminum grey handrims.
- 2. FRAME:** Available with the aluminum frame version, the adducted frame reduces the front chassis width by 1.6". This is ideal for those who need less space and prefer to keep their legs closer together.
- 3. CAMBER BAR FIXATION:** The standard aluminum camber bar is designed with a fixation in two tones: black and anodized silver – a small detail, but one that gives this wheelchair a truly stylish finish!
- 4. COLOR-POWER-SET:** The CPS option applies to different parts of the wheelchair, and comes in a range of seven different colors (six anodized and one chrome).

TECHNICAL DATA


 Frame angle 75°/90° V-frame or tapered	 Seat width 320mm / 12 1/2" – 500mm / 19 3/4" in increments of 3/4"
 Seat depth 350mm / 14" – 525mm / 21" in increments of 1"	 Seat height front: 450mm / 17 3/4" – 520mm / 20 1/2" rear: 380mm / 15" – 490mm / 19 1/4" in increments of 1/2"
 Knee-to-heel length 290mm / 11 1/2" – 480mm / 19" in increments of 1/2"	 Center of gravity 80mm / 3 1/4" / 95mm / 3 3/4" / 110mm / 4 1/4" / 125mm / 5" / 140mm / 5 1/2"
 Backrest height 270mm / 10 3/4" – 480mm / 19" in increments of 1/2"	 Backrest angle 74°/78°/82°/86°/90°
 Total width Seat width + 6 3/4"	 Reversing width 36 1/4" – 48 1/2"
 Total weight unloaded approx. 17.2 lb	 Total length 75°: approx. 30" 90°: approx. 41 1/2"
 Max. user weight 287 lb for 75° Frames 276 lb for 90° Frames	 Transport weight w/out rear wheels approx. 11.2 lb

KÜSCHALL K-SERIES *attract*

AN ATTRACTIVE WHEELCHAIR FOR ALL.

Versatile and configurable to suit a wide range of personal requirements, the küschall K-Series *attract* is for anyone who demands a product offering effortless mobility combined with great style.

With its tapered front frame and four standard matte-structured colors, the küschall K-Series *attract* is the perfect combination of lightness and easy handling, quality, and reliability, while offering outstanding driving performance.

















LEGEND

- 1. CONFIGURATION:** This wheelchair has an aluminum tapered standard frame in the color 'attract red', standard aluminum camber bar, composite clothes guards, standard tension adjustable with Velcro® black backrest upholstery, standard aluminum foot tube, active wheel locks, 4" everyday front casters, and active rear wheels with light wall tires and aluminum grey handrims.
- 2. FRAME:** Available in 75° or 90°, the standard tapered aluminum front frame creates a tight mobility package and assists with leg and feet positioning.

- 3. COLORS:** The special composition of the matte colors on the küschall K-Series *attract* ensures high durability and resistance to scratches. Choose from four attractive colors: attract black, attract grey, attract red, or attract blue.
- 4. SEAT UPHOLSTERY:** As an option, the seat upholstery is also available with tension adjustment Velcro® straps.

TECHNICAL DATA

 Frame angle 75°/90° tapered	 Seat width 360mm / 14" – 480mm / 19" in increments of 3/4"	 Seat depth 375mm / 15" – 475mm / 19" in increments of 1"	 Backrest height 315mm / 12 1/2" – 480mm / 19" in increments of 1/2"
 Seat height front: 480mm / 19" – 510mm / 20" rear: 400mm / 15 3/4" – 480mm / 19" in increments of 1/2"	 Knee-to-heel length 290mm / 11 1/2" – 480mm / 19" in increments of 1/2"	 Center of gravity 80mm / 3 1/4" / 95mm / 3 3/4" / 110mm / 4 1/4" / 125mm / 5"	 Backrest angle 74°/78°/82°/86°/90°
 Reversing width 36 1/4 – 48 1/2"	 Total width Seat width + 6 3/4"	 Total length 75°: approx. 32 3/4" 90°: approx. 30"	 Total weight unloaded approx. 22.7 lb
 Transport weight w/out rear wheels approx. 15.4 lb	 Max. user weight 265 lb		

Note: weights indicated are based on seat width 15.75" and seat depth 15.75" in the standard configuration.



être en mouvement
vivre votre vie **LIVE YOUR**
lebe dein leben LIFE
qualità e design **set in motion**
ponte en marcha vive tu vida



for total
FREEDOM



Experienced user shown. Individual user skills may vary. Seek proper training before operating wheelchair and refer to Owner's Manual for safety information.



vivez sans frontières
vivere senza confini
at leve uden grænser
leben ohne grenzen
onbegrensde mogelijkheden
Muévete sin límites

LIVE WITHOUT
LIMITS

KÜSCHALL CHAMPION

A RIGID FOLDABLE WHEELCHAIR!

The küschall Champion has been the benchmark for foldable wheelchairs, and this new generation sets the standard at the highest level. Experience the driving performance and the stability of a rigid wheelchair with all the advantages of a foldable one. Exceptional features are the high stability and stiffness of the frame.


Our users have confirmed that the driving performance of this wheelchair is comparable to that of a rigid one. Steplessly adjustable in many ways, the küschall Champion suits most types of users. With its unique horizontal folding mechanism, the küschall Champion is a rigid wheelchair that folds.




1.



2.



3.

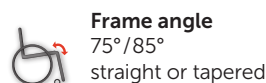


4.

LEGEND

- 1. CONFIGURATION:** This wheelchair has an aluminum standard frame in the color 'ivory white' combined with CPS arctic blue, removable carbon mud guards, standard slightly upholstered backrest, performance wheel locks, 4" Starec front casters, and high performance rear wheels with Schwalbe Marathon tires and The Surge handrims.
- 2. COMPACTNESS:** The unique horizontal folding mechanism turns this wheelchair into one of the smallest possible travelling chairs. With its compact size of 30.11" x 15.53" x 11.22", fold the wheelchair and its backrest, remove the rear wheels, and it fits even in small cars.
- 3. STEPLESS ADJUSTABILITY:** With stepless adjustments at the front and the rear, and easy positioning of the center of gravity (9 different seat positions and 5 backrest angles), the küschall Champion will strive to meet each individual's specific needs. Side supporters also come in CPS when selected.
- 4. BACKREST:** As a standard feature it includes a soft locking mechanism on the backrest so that it doesn't open when folded.

TECHNICAL DATA



Frame angle
75°/85°
straight or tapered



Seat width
360mm / 14" –
480mm / 19"
in increments of 3/4"



Seat depth
340mm / 13 1/2" –
480mm / 19"
in increments of 3/4"



Seat height
front: 450mm / 17 3/4" –
540mm / 21 1/4"
rear: 390mm / 15 1/4" –
490mm / 19 1/4"
stepless adjustable



Knee-to-heel length
320mm / 12 1/2" –
500mm / 19 3/4"
in increments of 1/2"



Backrest height
300mm / 12" –
465mm / 18 1/4"
in increments of 1/2"



Backrest angle
76°/80.5°/85°/89.5°/94°



Reversing width
36 1/4 - 48 1/2"



Total width
Seat width
+ 6 1/4" - 9 1/2"



Total width folded
approx. 11" – 13 1/2"



Total length
75°: approx.
32 1/2" – 47"
85°: approx.
30 1/2" – 45"



Total weight unloaded
approx. 20.3 lb



Transport weight w/out rear wheels
approx. 14.7 lb



Max. user weight
265 lb



express
YOURSELF



COMPARISON TABLE



COMING SUMMER
2017

Model	KÜSCHALL ADVANCE	KÜSCHALL K-SERIES
Description	Experience something different	A «no limits» range
Characteristics	Rigid wheelchair	Rigid wheelchair
Max. user weight	276 lb	287 lb for 75° frames 276 lb for 90° frames
Total weight (unloaded)	approx. 19.4 lb	approx. 17.2 lb
Transport weight (w/out rear wheels)	approx. 13.7 lb	approx. 11.2 lb
Total length	75°: approx. 32 - 38" 90°: approx. 29 - 35"	75°: approx. 30" 90°: approx. 41 1/2"
Total width	Seat width + 6 3/4"	Seat width + 6 3/4"
Total width folded	N/A	N/A
Frame angle	75°/90° V-frame or tapered	75°/90° V-frame or tapered
Seat width (SB)	340mm / 13 1/2" – 460mm / 18" in increments of 3/4"	320mm / 12 1/2" – 500mm / 19 3/4" in increments of 3/4"
Seat depth (ST)	360mm / 14" – 520mm / 20 1/2" in increments of 3/4"	350mm / 14" – 525mm / 21" in increments of 1"
Seat height (SH)	front: 450mm / 17 3/4" – 550mm / 21 3/4" rear: 390mm / 15 1/4" – 490mm / 19 1/4" stepless adjustable	front: 450mm / 17 3/4" – 520mm / 20 1/2" rear: 380mm / 15" – 490mm / 19 1/4" in increments of 1/2"
Knee-to-heel length (UL)	220mm / 8 3/4" – 520mm / 20 1/2" stepless adjustable	290mm / 11 1/2" – 480mm / 19" in increments of 1/2"
Backrest height (RH)	270mm / 10 1/2" – 480mm / 19" in increments of 1/2"	270mm / 10 3/4" – 480mm / 19" in increments of 1/2"
Backrest angle (RW)	78°/82°/86°/90°/94°	74°/78°/82°/86°/90°
Reversing Width	36 1/4" – 48 1/2"	36 1/4" – 48 1/2"

Measurements and weights indicated are based on seat width 15.75" and seat depth 15.75" in the lightest and most compact configuration possible. Weight and measurements can change with the different configurations. Exception for the küschall K-Series attract: weights indicated are based on seat width 15.75" and seat depth 15.75" in the standard configuration.




Model	KÜSCHALL K-SERIES <i>attract</i>	KÜSCHALL CHAMPION
Description	Set in motion	A rigid foldable wheelchair
Characteristics	Rigid wheelchair	Foldable wheelchair
Max. user weight	265 lb	265 lb
Total weight (unloaded)	approx. 22.7 lb	approx. 20.3 lb
Transport weight (w/out rear wheels)	approx. 15.4 lb	approx. 14.7 lb
Total length	75°: approx. 32 3/4" 90°: approx. 30"	75°: approx. 32 1/2" - 47" 85°: approx. 30 1/2" - 45"
Total width	Seat width + 6 3/4"	Seat width + 6 1/4" - 9 1/2"
Total width folded	N/A	approx. 11" – 13 1/2"
Frame angle	75°/90° tapered	75°/85° straight or tapered
Seat width (SB)	360mm / 14" – 480mm / 19" in increments of 3/4"	360mm / 14" – 480mm / 19" in increments of 3/4"
Seat depth (ST)	375mm / 15" – 475mm / 19" in increments of 1"	340mm / 13 1/2" – 480mm / 19" in increments of 3/4"
Seat height (SH)	front: 480mm / 19" – 510mm / 20" rear: 400mm / 15 3/4" – 480mm / 19" in increments of 1/2"	front: 450mm / 17 3/4" – 540mm / 21 1/4" rear: 390mm / 15 1/4" – 490mm / 19 1/4" stepless adjustable
Knee-to-heel length (UL)	290mm / 11 1/2" – 480mm / 19" in increments of 1/2"	320mm / 12 1/2" – 500mm / 19 3/4" in increments of 1/2"
Backrest height (RH)	315mm / 12 1/2" – 480mm / 19" in increments of 1/2"	300mm / 12" – 465mm / 18 1/4" in increments of 1/2"
Backrest angle (RW)	74°/78°/82°/86°/90°	76°/80.5°/85°/89.5°/94°
Reversing Width	36 1/4" – 48 1/2"	36 1/4" – 48 1/2"

THE COLORS



Colours	KÜSCHALL ADVANCE	KÜSCHALL K-SERIES	KÜSCHALL K-SERIES <i>attract</i>	KÜSCHALL CHAMPION
Attract black	-	-	✓	-
Smokey grey	-	✓	-	✓
Attract blue	-	-	✓	-
Attract grey	-	-	✓	-
Ivory white	✓	✓	-	✓
Attract red	-	-	✓	-
Nitro pink	-	✓	-	✓
Black matte	✓	✓	-	✓
Night shimmer	-	✓	-	-
Mercury blue	✓	✓	-	✓
Mint green	-	-	-	✓
Flashy yellow	✓	✓	-	✓
Dynamite orange	✓	✓	-	✓
Atomic violet	-	✓	-	✓
Glossy black	-	✓	-	✓
Umber glaze	-	-	-	-
Royal blue	✓	✓	-	✓
Silver grey	-	✓	-	✓
Polished frame	✓	✓	-	-
Royal red	✓	✓	-	✓
Purple fire	-	✓	-	-
Le Corbusier red	-	✓	-	-
Caramel bronze	-	✓	-	-



CPS	KÜSCHALL ADVANCE	KÜSCHALL K-SERIES	KÜSCHALL K-SERIES <i>attract</i>	KÜSCHALL CHAMPION
B-Blue	-	✓	-	✓
Arctic blue	✓	✓	-	✓
Olive	-	✓	-	-
Techno-anthracite	✓	✓	-	✓
Chrome	✓	✓	-	✓
Champagne	✓	✓	-	✓
Copper glaze	-	✓	-	-
Comet red	✓	✓	-	✓

ADDITIONAL INFO



COMPATIBLE WITH ALBER® ADD-ON SOLUTIONS

küschall wheelchairs are compatible with some add-on solutions (e.g. twion® Conversion Kit) from Alber. The twion Conversion Kit is a power assisted wheel mounted in place of the manual wheel, and assists you in movements that require power and effort, including pushing forward, turning, and braking downhill.



COMPATIBLE WITH MATRIX® FIXED BACKREST SYSTEMS

Your küschall wheelchair can be ordered complete with Invacare® Matrix® cushions and backs. Designed to provide stability, skin protection, and comfort, they complete the solution for active users, enhancing mobility, function, and style.

For more information please contact your local Invacare Rehab Specialist or visit:

www.alber-usa.com

www.motionconcepts.com

KÜSCHALLCLUB

Register now to become a member of the exclusive küschall club! This is the place for experiencing the küschall brand and receiving exclusive information and invitations.

Go to **www.kuschallUSA.com/club** and register your own küschall wheelchair if you already use one.

Welcome to our family!



Invacare Corporation
www.invacare.com

USA

One Invacare Way
Elyria, Ohio
44035-4190
(844) MY KUSCH
(844) 695-8724

Canada

570 Matheson Blvd. E.,
Unit 8
Mississauga, Ontario
L4Z 4G4 Canada
(800) 668-5324

©2017

Invacare Corporation.
All rights reserved. Trademarks are identified by the symbols ™ and ®. All trademarks are owned by or licensed to Invacare Corporation unless otherwise noted. Specifications are subject to change without notification. Swarovski is a registered trademark of Swarovski AG. Velcro is a registered trademark of Velcro BVBA. Twion is a registered trademark of Alber GmbH. Schwalbe is a registered trademark of Ralf Böhle GmbH.
Form No. 16-264
161130

